

## SAMPLE DATA

Over the following pages we provide sample data from the **current** edition of the report. This includes summary data for both production and markets, and sample data from several countries.

### CONSOLIDATED SUMMARY OF PRODUCTION 2017

| Country      | \$M<br>Computing | \$M<br>Office<br>Equip | \$M<br>Control<br>& Instr | \$M<br>Medical &<br>Industrial | \$M<br>Radio<br>Comms<br>& Radar* | \$M<br>Telecomm-<br>unications | \$M<br>Consumer | \$M<br>Compo-<br>nents | \$M<br>TOTAL   |
|--------------|------------------|------------------------|---------------------------|--------------------------------|-----------------------------------|--------------------------------|-----------------|------------------------|----------------|
| Australia    | 654              | 8                      | 1000                      | 227                            | 1115                              | 712                            | 30              | 314                    | 4059           |
| Brazil       | 7289             | 170                    | 1196                      | 310                            | 5900                              | 920                            | 1830            | 1882                   | 19497          |
| Canada       | 1652             | 9                      | 2500                      | 1027                           | 3058                              | 46                             | 12              | 607                    | 8910           |
| China        | 239700           | 3735                   | 13061                     | 10339                          | 178020                            | 43672                          | 46689           | 151954                 | 687169         |
| Hong Kong    | 116              | 12                     | 48                        | 136                            | 130                               | 100                            | 304             | 428                    | 1276           |
| India        | 3287             | 69                     | 2857                      | 768                            | 13978                             | 1644                           | 2872            | 1744                   | 27220          |
| Indonesia    | 1800             | 59                     | 240                       | 230                            | 1500                              | 350                            | 2553            | 3485                   | 10217          |
| Israel       | 1550             | 10                     | 1500                      | 1545                           | 1360                              | 1440                           | 24              | 3289                   | 10718          |
| Japan        | 15955            | 554                    | 10518                     | 6821                           | 11500                             | 2554                           | 3652            | 68054                  | 119607         |
| Malaysia     | 9895             | 200                    | 3419                      | 683                            | 1465                              | 1558                           | 3345            | 31593                  | 52158          |
| Mexico       | 23440            | 38                     | 2600                      | 1289                           | 2600                              | 2650                           | 15279           | 5288                   | 53184          |
| Philippines  | 5750             | 95                     | 360                       | 120                            | 795                               | 75                             | 224             | 8269                   | 15688          |
| Singapore    | 8844             | 130                    | 4348                      | 1051                           | 3043                              | 428                            | 281             | 53985                  | 72110          |
| South Africa | 361              | 3                      | 150                       | 80                             | 241                               | 226                            | 203             | 164                    | 1427           |
| South Korea  | 13075            | 180                    | 1800                      | 2405                           | 17750                             | 1277                           | 2686            | 100994                 | 140167         |
| Taiwan       | 2961             | 12                     | 414                       | 3743                           | 4523                              | 796                            | 664             | 62729                  | 75843          |
| Thailand     | 11770            | 83                     | 793                       | 312                            | 729                               | 1446                           | 2540            | 9070                   | 26743          |
| USA          | 20262            | 1315                   | 42530                     | 29215                          | 77200                             | 5875                           | 687             | 60299                  | 237383         |
| Vietnam      | 5801             | 42                     | 224                       | 398                            | 25536                             | 1026                           | 2673            | 6653                   | 42353          |
| <b>TOTAL</b> | <b>374162</b>    | <b>6724</b>            | <b>89559</b>              | <b>60698</b>                   | <b>350444</b>                     | <b>66793</b>                   | <b>86547</b>    | <b>570802</b>          | <b>1605729</b> |

### CONSOLIDATED SUMMARY OF MARKETS 2017

| Country      | \$M<br>Computing | \$M<br>Office<br>Equip | \$M<br>Control<br>& Instr | \$M<br>Medical<br>&<br>Industrial | \$M<br>Radio<br>Comms<br>& Radar* | \$M<br>Telecomm-<br>unications | \$M<br>Consumer | \$M<br>Compo-<br>nents | \$M<br>TOTAL   |
|--------------|------------------|------------------------|---------------------------|-----------------------------------|-----------------------------------|--------------------------------|-----------------|------------------------|----------------|
| Australia    | 6940             | 186                    | 2339                      | 1052                              | 5155                              | 1607                           | 2088            | 2518                   | 21885          |
| Brazil       | 9206             | 169                    | 2891                      | 943                               | 6022                              | 1389                           | 2388            | 7726                   | 30734          |
| Canada       | 8993             | 192                    | 3225                      | 1652                              | 4744                              | 2505                           | 2842            | 3538                   | 27689          |
| China        | 113459           | 1069                   | 28879                     | 10381                             | 43589                             | 12842                          | 15031           | 267397                 | 492646         |
| Hong Kong    | 3365             | 45                     | 330                       | 209                               | 1033                              | 305                            | 674             | 1107                   | 7066           |
| India        | 7082             | 144                    | 5149                      | 1237                              | 15699                             | 2275                           | 4534            | 8409                   | 44527          |
| Indonesia    | 2336             | 102                    | 1022                      | 586                               | 5387                              | 1404                           | 1395            | 3989                   | 16221          |
| Israel       | 2435             | 33                     | 604                       | 1014                              | 1580                              | 251                            | 478             | 2158                   | 8553           |
| Japan        | 27821            | 839                    | 4214                      | 4732                              | 27902                             | 7223                           | 7723            | 48821                  | 129277         |
| Malaysia     | 2533             | 50                     | 1409                      | 339                               | 1888                              | 317                            | 636             | 17919                  | 25092          |
| Mexico       | 9682             | 152                    | 3071                      | 1191                              | 5035                              | 645                            | 2275            | 23523                  | 45574          |
| Philippines  | 1757             | 34                     | 376                       | 204                               | 1168                              | 508                            | 438             | 4405                   | 8890           |
| Singapore    | 9750             | 164                    | 2282                      | 428                               | 2833                              | 569                            | 1054            | 11378                  | 28456          |
| South Africa | 2380             | 103                    | 642                       | 242                               | 2048                              | 905                            | 377             | 587                    | 7285           |
| South Korea  | 6217             | 137                    | 4907                      | 2676                              | 6154                              | 1757                           | 2073            | 28097                  | 52018          |
| Taiwan       | 4454             | 53                     | 3182                      | 534                               | 2494                              | 470                            | 642             | 13809                  | 25637          |
| Thailand     | 4349             | 80                     | 2492                      | 644                               | 4362                              | 882                            | 1293            | 9428                   | 23530          |
| USA          | 102771           | 1478                   | 37662                     | 30277                             | 123691                            | 23285                          | 25349           | 84141                  | 428654         |
| Vietnam      | 1773             | 68                     | 1899                      | 568                               | 3776                              | 763                            | 998             | 23652                  | 33496          |
| <b>TOTAL</b> | <b>327303</b>    | <b>5098</b>            | <b>106573</b>             | <b>58908</b>                      | <b>264557</b>                     | <b>59902</b>                   | <b>72289</b>    | <b>562600</b>          | <b>1457231</b> |

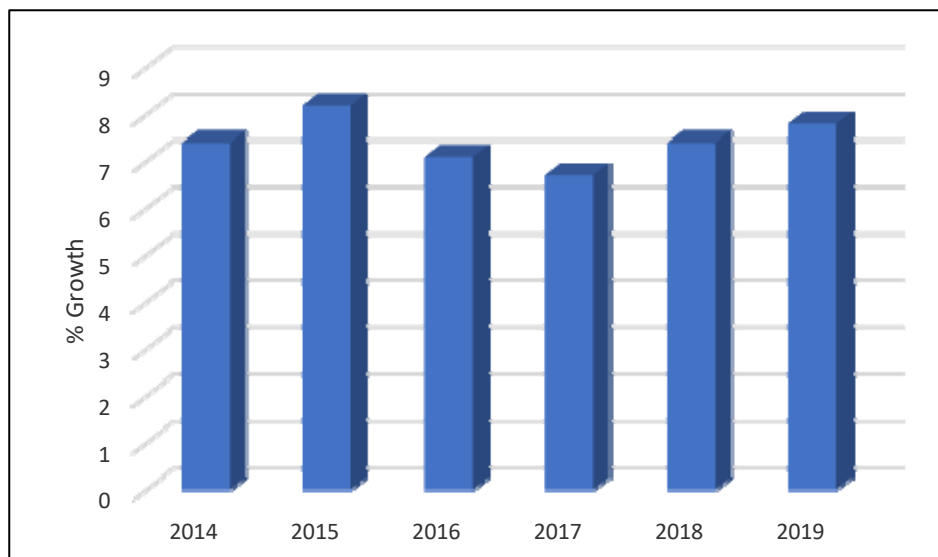
### 3.6 India

#### 3.1.1 Economic Overview

Economic growth slowed to 6.7% in fiscal 2017 as new tax reforms – the launch of the long-awaited goods and services tax – encountered problems in the first months of implementation. Growth was also subdued by the lingering effects of demonetization in November 2016. During the year manufacturing growth eased to 5.1% from 7.9% a year earlier but stepped up Q/Q during the year to reach 7.6%. The rebound was boosted by robust performances in automobiles and auto components, electronics and pharmaceuticals.

Looking forward growth is forecast to increase to 7.4% in fiscal 2018 and 7.8% in fiscal 2019. Consumption will remain an important driver to growth boosted by higher rural incomes though this will be offset by only moderate growth in urban wages and employment. Investment growth, which has been sluggish for several years is showing nascent signs of recovery. *The Central Bank's Industrial Outlook Survey* showed business expectations in the last quarter of 2017 reaching their highest levels in three years. Improved growth prospects for the advanced economies should bolster exports but this will be offset by higher imports.

According to figures released by the *Asian Development Bank* inflation is likely to average 4.6% in FY 2018 before rising to 5.0% in FY 2019 with a further firming of global commodity prices and as a result of the expected strengthening in domestic demand.



GDP Growth 2014-2019

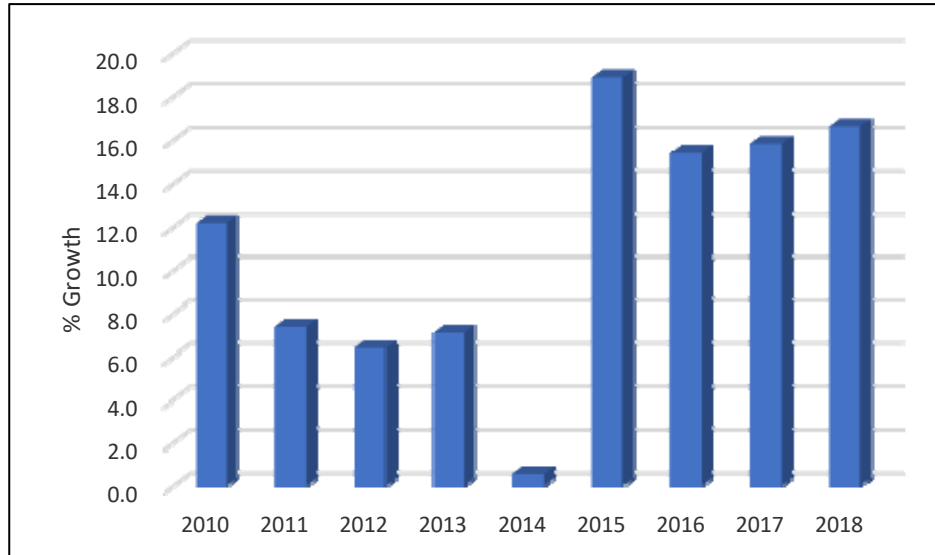
#### India's Leading Economic Indicators

| % Increase       | Actual |      |      | Forecast |      |      |
|------------------|--------|------|------|----------|------|------|
|                  | 2014   | 2015 | 2016 | 2017     | 2018 | 2019 |
| Real GDP Growth* | 7.4    | 8.2  | 7.1  | 6.7      | 7.4  | 7.8  |

Notes: \* Fiscal Year  
 Source: IMF April 2018

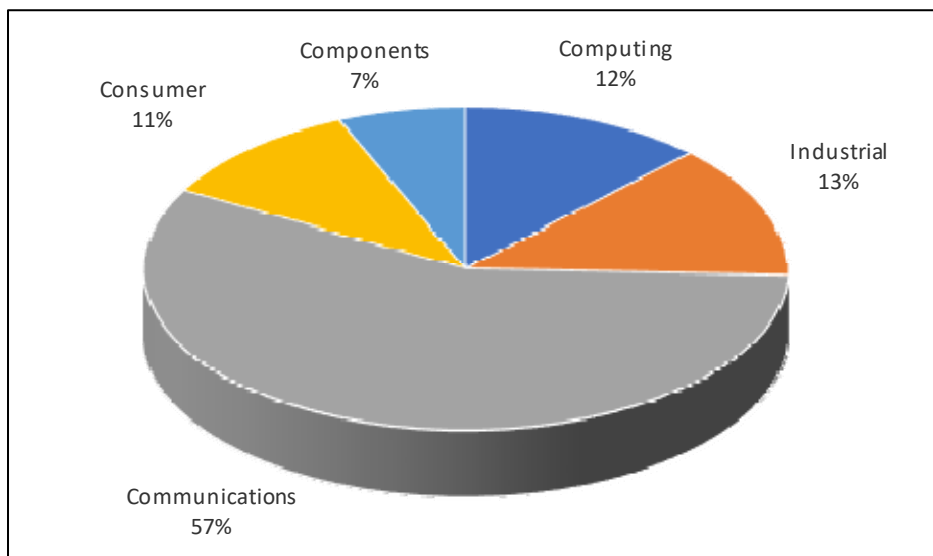
### 3.6.2 Electronics Industry Overview

In 2017 the Indian electronics industry posted its third year of double-digit growth a trend which is expected to continue in 2018. Growth in the electronics industry is being supported by favourable government policies including the “Make in India” programme and the adoption of the National Policy on Electronics with the aim “to create a globally competitive electronics design and manufacturing industry to meet the country’s needs and serve the international market”.



*Percentage Growth in Indian Electronics Production 2010-2018*

Although impacted by the increased penetration of smartphones the production of computers and related equipment increased by an estimated 5.0% in 2017 and compared to the 2.5% increase reported a year earlier. In 2018, production is forecast to increase at similar levels to 2017 the sector accounting for 10.9% of production at the end of the forecast period.



*Indian Electronics Industry by Sector 2017*

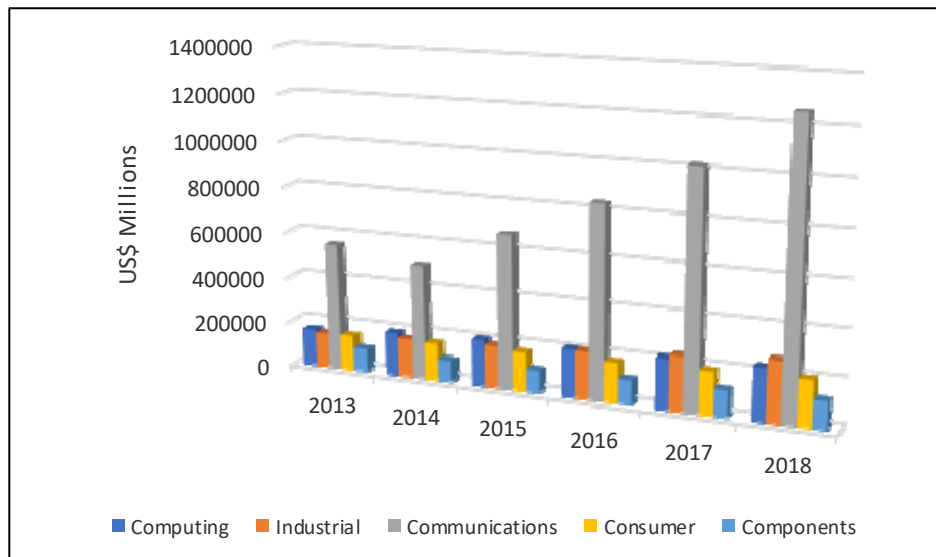
The production of LCD TVs amounted to around 16 million units in 2017 and has been boosted by the introduction of import duties in 2013/2014 although the focus is on low-level assembly. The South Korean companies Samsung Electronics and LG Electronics are leading the drive for localised production with both companies expanding their manufacturing operations in the country. Indigenous manufacturers include Videocon and Micromax although Videocon filed for insolvency in June 2018.

**Summary of Indian Electronics Production**

| Rupees Millions | 2013    | 2014    | 2015    | 2016    | 2017    |
|-----------------|---------|---------|---------|---------|---------|
|                 |         | 188730  | 203350  | 208170  |         |
| Consumer        |         |         | 670500  |         | 1249850 |
|                 |         |         | 168920  |         |         |
|                 | 98520   |         |         |         | 120665  |
|                 | 1107990 | 1114504 | 1325620 | 1529855 | 1772005 |
|                 |         |         |         |         | 2067463 |

*Notes: Computing includes office equipment; Industrial combines control and instrumentation and medical and industrial; and communications combines fixed and wireless communications (inc. defence). Due to computer rounding the summary figures above may differ slightly from the figures presented in the main tables.*

The production of mobile phones has benefited from the “Make in India” campaign with around 175 million produced in 2016/2017, up from 110 million in 2015/2016. Additional investments in 2018 including Xiaomi through its partner Foxconn and Samsung Electronics will help boost production. In July 2018, Samsung announced it had opened its new mobile phone plant in Noida, near Delhi. The plant, which represents an investment of US\$750 million, has the capacity to produce 120 million units a year of which 70% will be for the domestic market. The new plant will almost double capacity in the country for the South Korean company which produced 67 million smartphones in the in India in 2017. The expansion of the operations in Noida will also be used to increase capacity for the production of LCD TVs and household appliances at the site.



*Indian Electronics Production by Sector 2013-2018*

The growth in industrial electronics and process control will on the back of strong demand from several industries including power, chemicals, petroleum and steel. India also has a growing automotive industry the country

producing 3.95 million passenger cars and 0.83 million commercial vehicles in 2017 up from 3.68 million passenger cars and 0.81 million commercial vehicles in the prior year.

The production of electronic components accounted for 6.4% of electronics output in 2017 the sector posting growth of 6.3%. Although discussions are underway between several companies/consortia regards investing in domestic wafer fabrication as yet no timescale has been agreed and it is not expected that construction will begin in the near future.

2017 was a record year for the Indian photovoltaic market with, according to *SolarPower Europe*, some 9.6GW of net yearly additions. The country was the third largest market worldwide in 2017 and is on trajectory to become number two in 2018.

India has a well-established electronic manufacturing services industry with the majority of the Tier 1 global companies having a presence in the country including Foxconn, Flex, Jabil Circuit and Sanmina.

### **Outlook**

The "Make in India" program by itself has managed to bring in renewed interest in India's manufacturing capabilities and led to the growth in investments, but the challenge to operationalize the efforts still remain. The roadblocks include policy implementation issues, physical infrastructure inadequacies, the lack of skilled labour, and technology limitations to support the final aim of making India a global hub for manufacturing.